




LIMINAL 11

## 2021 Publications

Presented February 2021

## SPRING/SUMMER

FEBRUARY



**Botanical Curses and Poisons:  
The Shadow-Lives of Plants**  
Fez Inkwright

APRIL




**White Numen:  
A Sacred Animal Tarot**  
AlbaBG

MAY



**Luna Sol Tarot**  
Kay Medaglia and  
Darren Shill

MAY

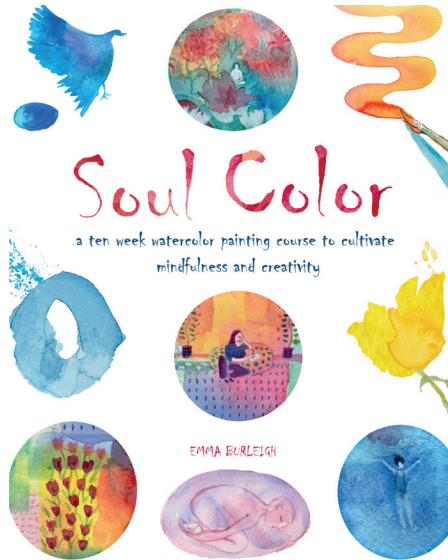


**All the Places in Between**  
John Cei Douglas



## SPRING/SUMMER

MAY



**Soul Color**  
Emma Burleigh

MAY




**Modern Witch Tarot  
Coloring Book**  
Lisa Sterle

JUNE



**New Chapter Tarot**  
Kathryn Briggs

JUNE



**The Spirit of Japan**  
Sean Michael Wilson  
and Fumio Obata

JUNE

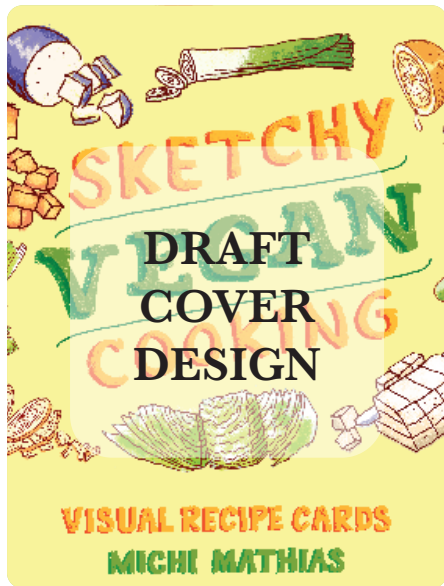


**The Cosmic Slumber Tarot  
Coloring Book**  
Tillie Walden



## AUTUMN/WINTER

SEPTEMBER



**Sketchy Vegan Cooking: Visual  
Recipe Cards**  
Michi Mathias

SEPTEMBER



**The Luna Sol  
Tarot Coloring Book**  
Darren Shill & Kay Medaglia

SEPTEMBER



**Mystical Medleys:  
A Vintage Cartoon Tarot**  
Nemons

OCTOBER



**The Seed & the Sickle  
Oracle**  
Fez Inkwright

NOVEMBER



**The Oracle Creator**  
Steven Bright



FEBRUARY 2021

# Botanical Curses and Poisons: The Shadow-Lives of Plants

*Discover the folklore and history of our  
most malignant, toxic plants.*


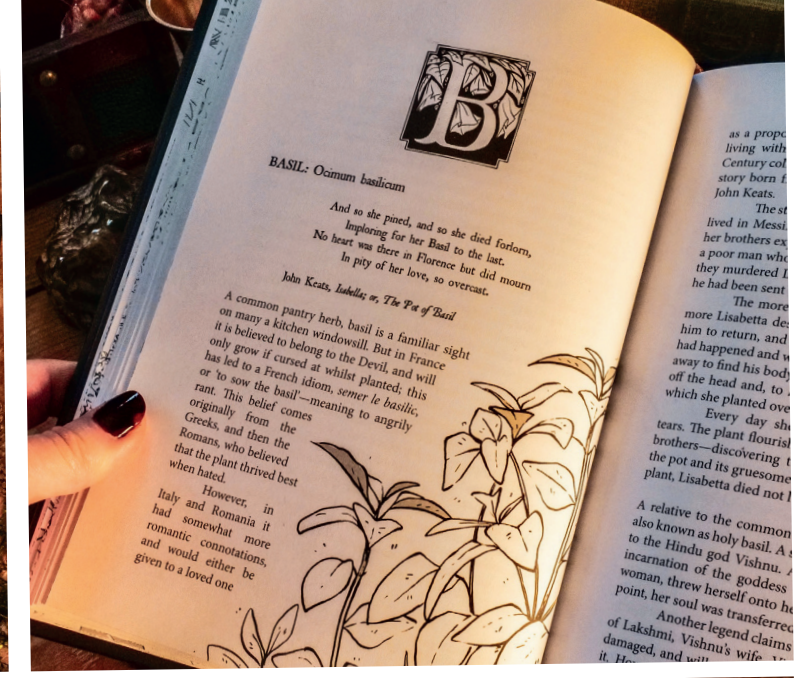


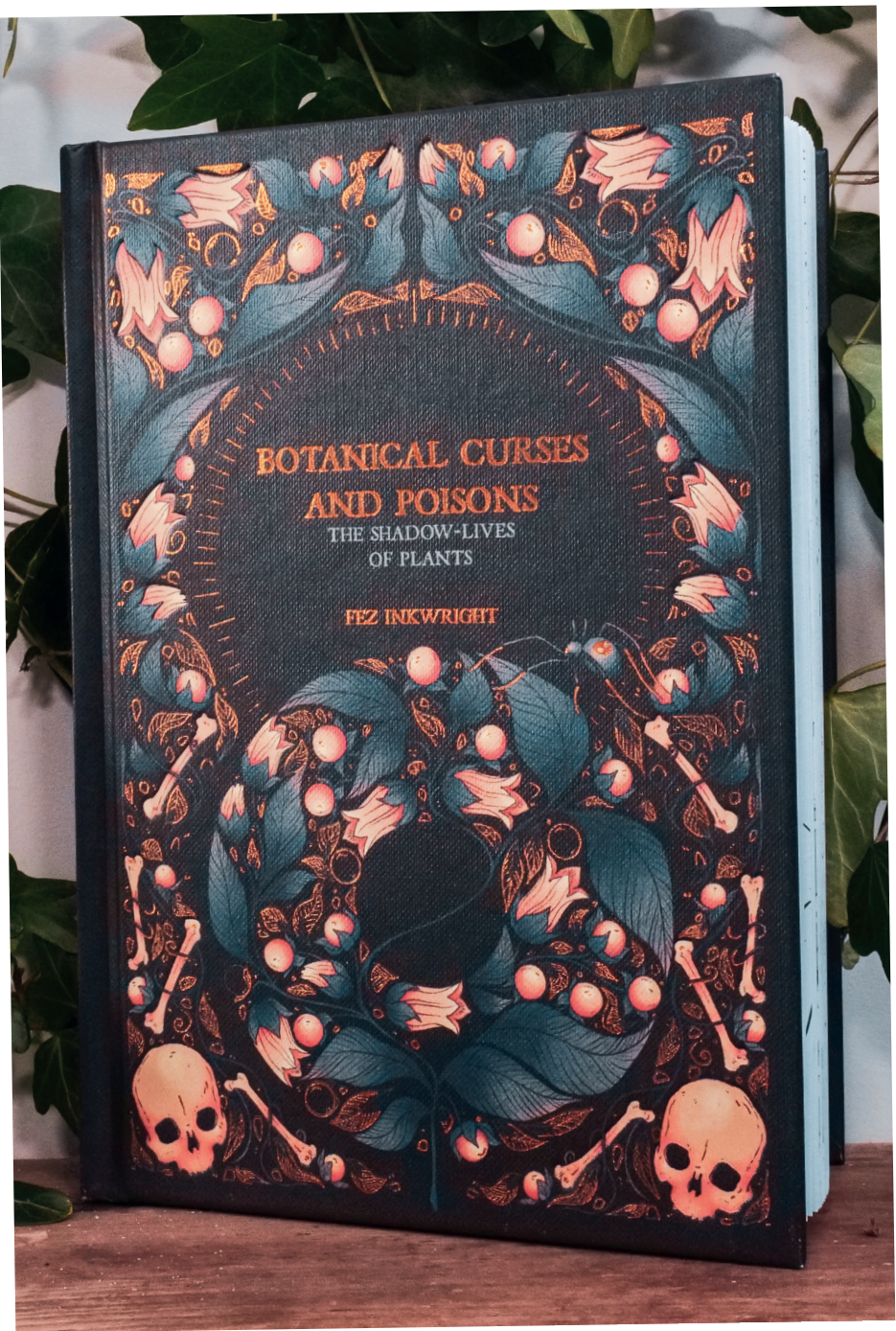
- Sequel to Inkwright's 2019 book *Folk Magic and Healing*
- The perfect book for lovers of plants and history
- Rising interest in alternative therapies and witchcraft has many seeking to learn more about the mythical properties of plants - whether for healing or hexing!
- Beautifully produced hardcover with metallic foiling and ribbon bookmark

\$16.95 / \$22.95 / £12.99

Hardback  
224 pages  
21 x 14.8cm









APRIL 2021

# White Numen: A Sacred Animal Tarot




*A tarot deck that lights your path to the spiritual realm*

- Inspired by cave paintings of ancient rituals and comics master Moebius
- A path to human reconnection with nature
- Huge grassroots support from Alba's highly-engaged 149k Instagram followers




\$24.95 / \$37.50 / £21.99  
80 color cards Intro  
booklet Slipcase  
Rights Sold- French  
and Spanish  
language






• ACE OF CUPS •



• THE MOON •



• THE WORLD •



• WHEEL OF FORTUNE •



• THE HERMIT •







MAY 2021

# The Luna Sol Tarot

*An uplifting, healing tarot deck that reflects our beautifully diverse world*

- Second edition with stunning new packaging
- Traditional tarot images, rich in symbolism but with a positive, modern approach
- Modern designs make this deck ideal for tarot collectors, seasoned practitioners, and beginners alike
- Created by Liminal 11's co-founders

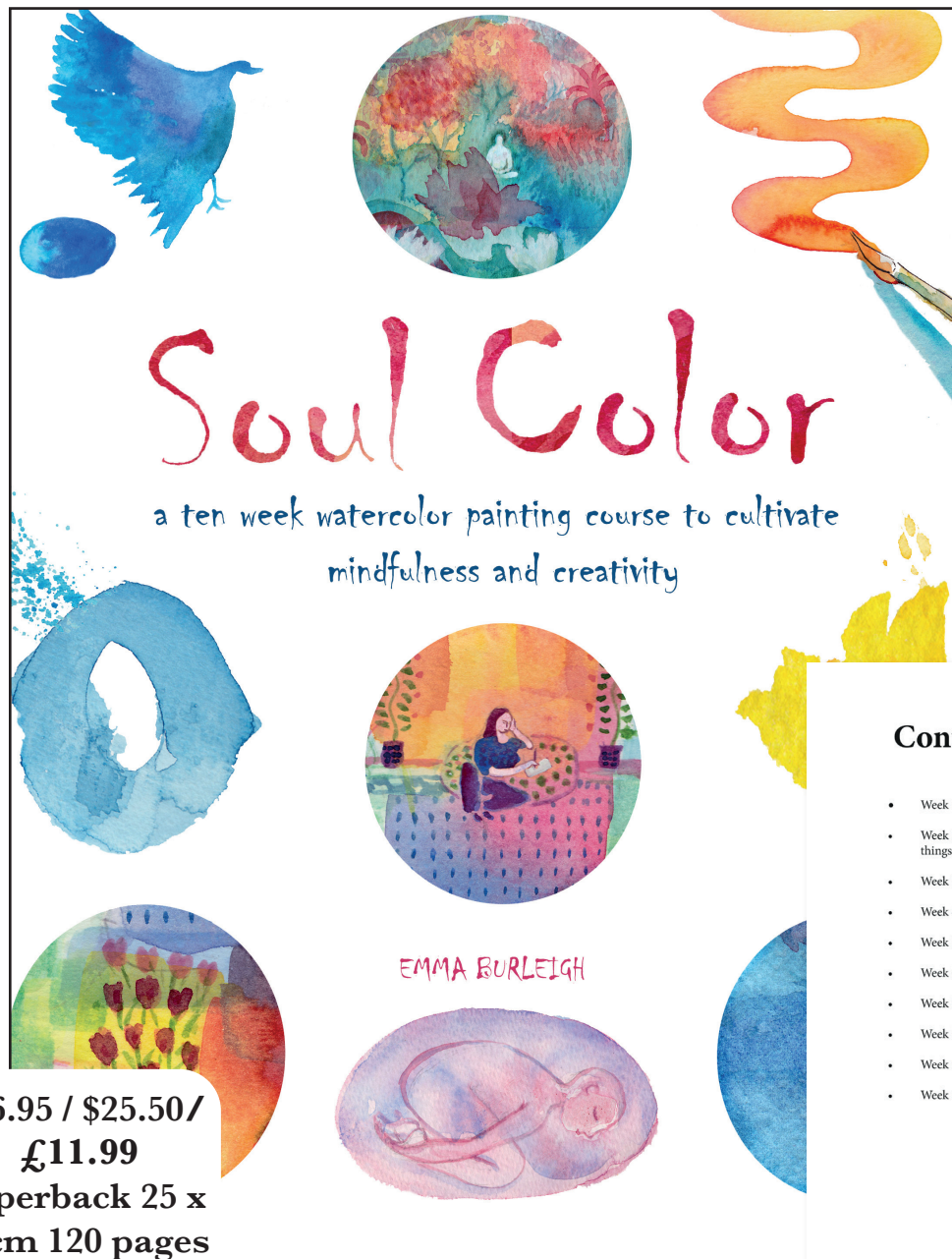


\$24.95 /  
\$37.50/21.99  
80 color cards Intro  
booklet Slipcase  
Rights Sold- French  
Language



DARREN SHILL & MIKE MEDAGLIA  
FOUNDERS OF LIMINAL 11





## MAY 2021 Soul Color

*A ten-week watercolor painting course to cultivate mindfulness and creativity*

- Enjoy painting as a joyful experience, rather than chasing a particular result
- Connects strongly with current trend for developing new skills at home
- Art therapy does wonders for anxiety!
- Lavishly illustrated on every page

### Contents

- Week 1: Getting Started (can be hard to do!)
- Week 2: "Wonderful Failures and Terrible Successes" (the three things you need to know about watercolor)
- Week 3: The Beauty of Everyday Gestures
- Week 4: Plunge into Colour
- Week 5: Inner and Outer Space
- Week 6: Selves, Real and Imaginal
- Week 7: Relationships
- Week 8: Interior Landscapes
- Week 9: Dreams, Demons, Daemons and the Divine
- Week 10: Ending...and Beginning Again





WEEK 4

# Plunge into Color

Oscar Wilde said that "Color can speak to the soul in a thousand different ways". Marion Milner talked of her "simultaneous longing to 'plunge into color' and her fear of 'letting go' and allowing the colors to 'flow'." This chapter will discuss the delights and terrors of colour...

Colour is sensual, emotional, evocative, color can reflect your mood, can lead you deep into your feelings, and resonate along with you. Colour can also flood you, bathe you and up lift you into richer and more joyful states of mind.

There is so much expressive potential to be explored through playing with color, and that is how we shall begin.

**Marion Milner quote:**  
Idelus fur untera non veresim  
usquons alibunteia in verum  
per lostricium etrum ma-  
num es videorum mantius  
satqui se morum etra volta-  
toris An ta es Muliam dius  
cae fiteriu statate deffreo C.  
Hum tu et finum terfialis, qui  
estifer ficapactatum hui; nos  
diu efaut focus intente quam  
deffrei screm quid rem hae  
MARION MILNER

18 WEEK N.

## Day 6 On Delicacy and Darkness (What is tone/value?)

You say "tom-ay-to", we say "tom-ar-to". You say value, we say tone. Either way we're talking about how light or dark something is. You can paint very delicate pale values, or deep, intense dark tones. I can be very exciting to include the full range in a painting.

Begin today's exercise by trying out two methods of creating value.

a) The wet-to-wet pigment method: In this method, you make a color paler by diluting it with more water, and, conversely, see if you can make it darker by using a little water as possible (while still ensuring the paint is liquid and well mixed.)

b) The glazing method: You'll have already observed how adding more layers to your painting darkens it. Consolidate this knowledge by trying this 3D cube exercise. Leave Side 1 blank, and paint Side 2 and Side 3 with a color. Wait for them to dry, then paint Side 3 again, with exactly the same color, at the same dilution (there's no need to add more pigment to make it darker when you use this method!). Adding a second layer of the exact same value of paint will darken it a third side.

Now you've got a sense of how to use tone/value, try this exercise that will allow you to explore color, tone, wet in wet and glazes all at once!

Begin by painting brushstrokes in one or two colors in very pale values (use lots of water and less pigment). You can allow the brushstrokes to blur and blend a bit as the wet edges meet. If you like, introduce some slight variations in color but be sure to keep the values pale.

Let your brushstrokes drift around the page, placing them wherever feels right, working at a leisurely pace.

You are now ready to introduce a few well-chosen accents of dark value into your work. Choose a color that is already quite dark - I chose black for my painting here, but blues, purples, dark reds or greens can make effective dark values too. Make as dark a version of it as you can. You could even

add a little black to the mix. Before you paint, allow your painting to dry for a little while to avoid the darkness running too freely into everything else, thus getting diluted and losing impact. Decide where you would like to add your dark accents - they will catch the eye so think about the journey you want the viewer's gaze to take through your picture and use your dark shapes to lead it along. Less is definitely more here, so go easy and take your time! I suggest using no more than five dark shapes.

19

14 WEEK N.


## Day 4 Soulful Skies



I live in the UK where the sky is ever-changing, and famous for frequently emptying bucketloads of rain onto our heads. The nineteenth-century British artist, William Turner, filled sketch books after sketch books with beautiful watercolor notes on cloudy, grey, moody and atmospheric British skies. From hazy orange sunrises to dark Prussian-blue nights, the sky is always there, fascinating and suggestive to those who look. In ancient times the sky foretold the Gods' mood, their wrath and goodwill expressed through storms and sunshine. From the age of Stonehenge to the present day, the sky has been a stimulus for questions, interpretations and imaginings.

**TIP:** You could also try a new technique that's perfect for cloud-making. Find a clear tissue, scrunch it up, place it onto a damp part of your painting, and then blot and lift. It'll leave lighter areas suggesting a cloud. (Always change your tissue before blotting again to avoid your artwork becoming grubby.)

Today, experiment with creating your own skies, from imagination or from observation. I suggest working on several small paintings at the same time, so that you can allow layers of sky to dry on some while you add new layers to others. Start with pale washes (these washes could be wet-in-wet and include many colors), and then let the images build up gradually in glazes.



*"Rest is not idleness, and to lie sometimes on the grass under trees on a summer's day, listening to the murmur of the water, or watching the clouds float across the sky, is by no means a waste of time."*

JOHN LUSBOCK

**TIP:** Don't get hung up on making the skies look 'realistic'; see it more as an exercise in evoking mood through layers of billowing color. It doesn't matter if your paintings don't really resemble skies at the end: the sky is just your starting point for a creative, painterly adventure!

10 WEEK N.

## Day 2 A good wash day!



### Painting a wash:

This is a beautiful technique used to fill an area with background color. To begin, mix up a big puddle of paint in a color of your choice. Now draw a box (to serve as a frame) onto your watercolor paper and load up your brush with paint. If you have a big square-shaped brush, that's ideal. If not, use your biggest brush on it's side to maximize surface area.

Start at the top of the box and paint a wide strip using as much of your brush as possible. Then paint another strip beneath it, and make it slightly overlap the previous line. And now paint another one beneath that. Each strip will run into the next one because the paint is wet, which results in a smooth transition.

Continue painting until the whole box is filled. Avoid the temptation to go back to the paint and start fiddling; let the color merge by itself. This way, the color stays fresh and vibrant.

Once you feel confident playing with washes in one color, you can try switching half way down the box to a second color, allowing the two hues to merge on the pages they create a gentle transition. Just let the area of color merge before overlap very slightly with color from the bottom, exactly the way that you did when working with only one color.

*Right: this painting is an example of how a fairly simple wash can be quite striking. I began with blue at the top, then changed to ochre, then red, then plain water (for the white foggy part), and finally back to blue. Over the top, when the wash was dry, I added a few details in dark brown and white.*

**TIP:** Make sure you soak up plenty of paint, don't just dip the tip of your brush into the puddle, sink it in right to the hilt!





MAY 2021

# Modern Witch Tarot Coloring Book

*An interactive coloring & activity  
experience for tarot lovers*




- From Lisa Sterle, creator of the bestselling *Modern Witch Tarot* (over 230,000 copies sold!)
- Exclusive deep insights into the cards, not revealed in the guidebooks
- Interactive activities that tie-in with the tarot decks themselves
- Brand new full-spread illustrations created exclusively by the author for this book
- 

\$16.95 / \$25.50 /  
£12.99

Flexibound 25 x  
21cm 168 pages









MAY 2021

## All the Places in Between




*A wordless graphic novel about  
trying to get back to the place where  
you think you should be*

- A beautiful wordless graphic novel about 'coming back' from mental illness
- An exploration of spiritual growth uniquely told through the medium of comics
- Debut published graphic novel from an up-and-coming creator whose work has been featured in *The Guardian* and *AOI Images*

*The  
Observer/Jonathan Capel/Comica  
Graphic Short Story Prize*









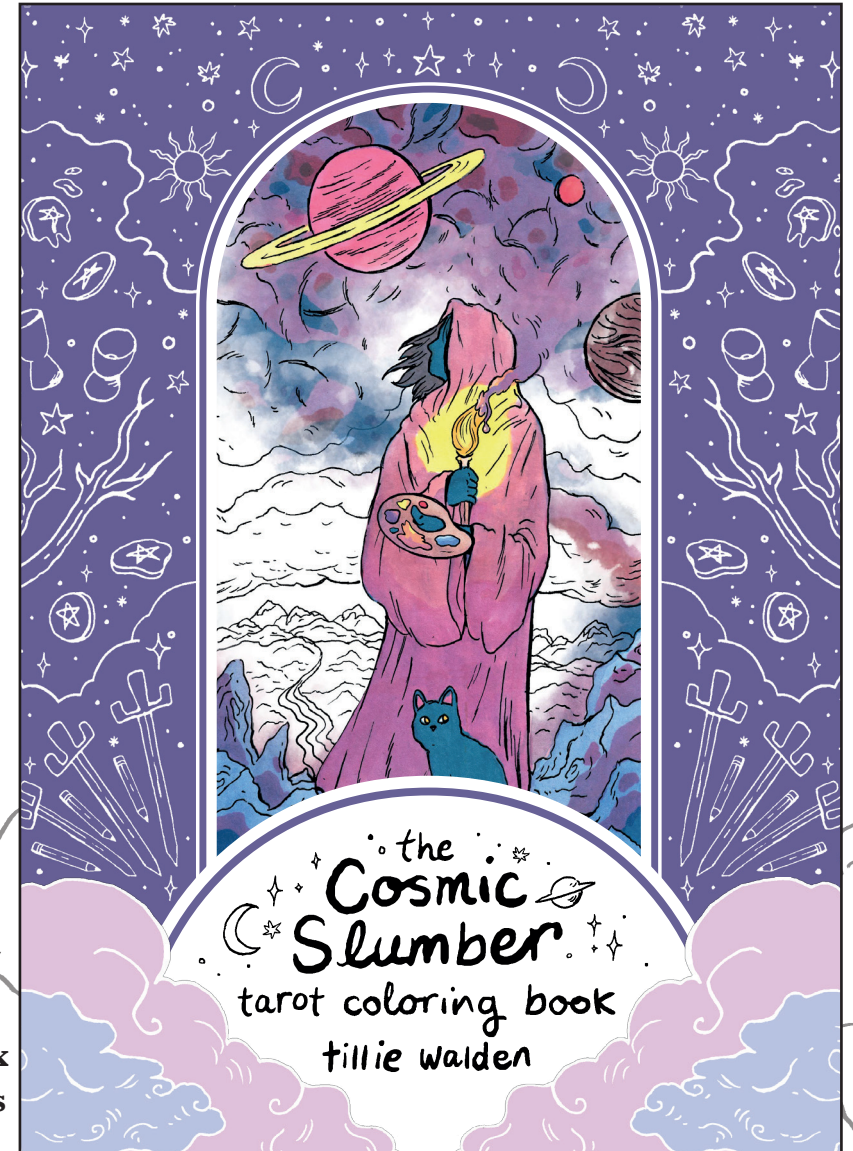
JUNE 2021

# The Cosmic Slumber Tarot Coloring Book

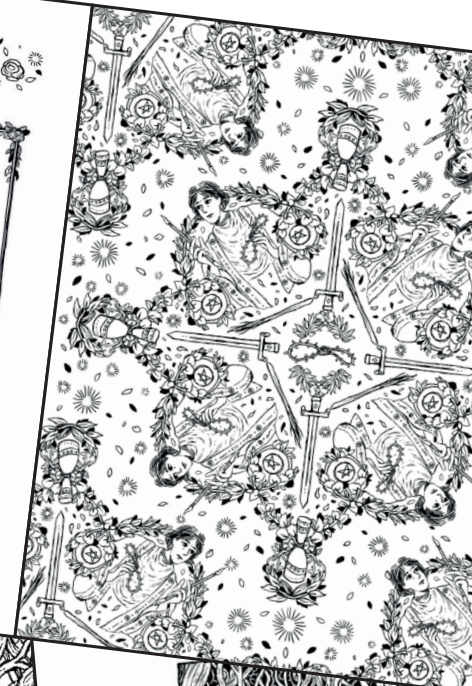
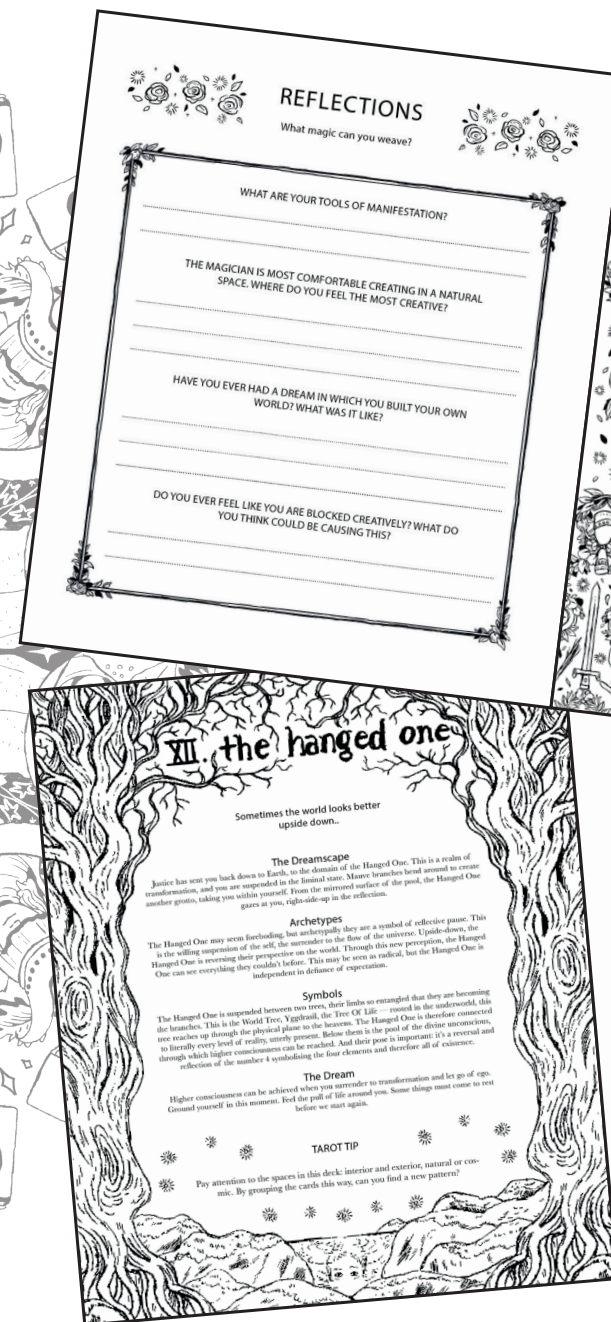


*An interactive coloring & activity  
experience for tarot lovers*

- Exclusive deep insights into the cards, not revealed in the guidebooks
- Interactive activities that tie-in with the tarot decks themselves
- 

\$16.95 / \$25.50 /  
£12.99  
Flexibound 25 x  
21cm 168 pages












\$24.95\* /  
\$37.50/£21.99  
80 color cards  
Intro booklet  
Slipcase

JUNE 2021

## The New Chapter Tarot

*This deck is a story, a journey, a self-portrait of change.*


- Warm and intimate, New Chapter Tarot is a deck for personal growth and journeys of change
- Every card is a 'meditation in paint' showing the creator's journey of personal recovery
- with diverse representation







The Fool



The Sun



The Hermit



Queen of Wands

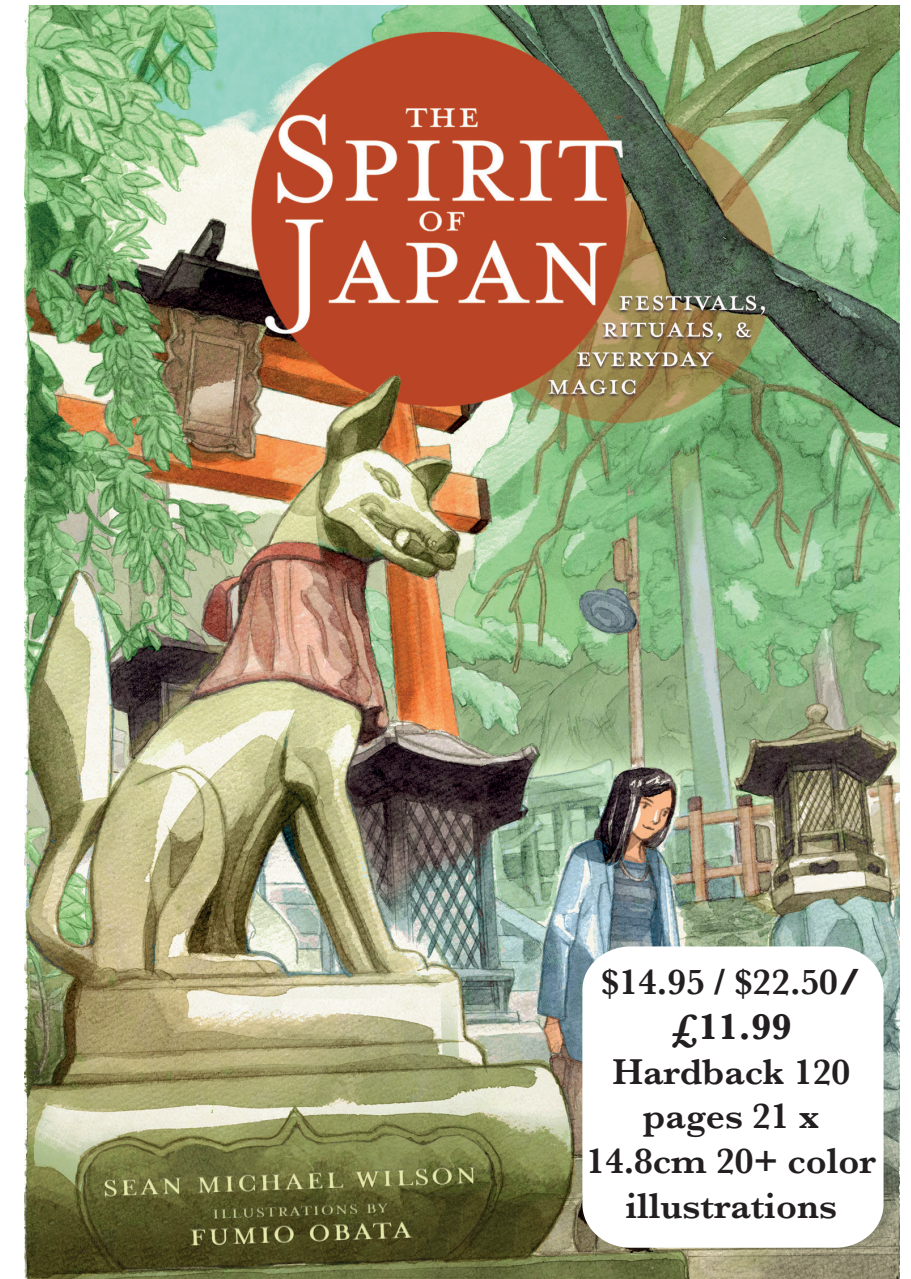


JUNE 2021

# The Spirit of Japan: Festivals, Rituals, and Everyday Magic

*An introduction to everyday Japanese rituals and spiritual practices.*

- From award-winning author Sean Michael Wilson and acclaimed Japanese illustrator Fumio Obata
- Visits to Japan have increased in the last 10 years - the country had 32 million tourist visitors in 2019, plus renewed interest with the Tokyo olympics
- With a focus on everyday ceremonies, rather than the fantastical, this book will have wide appeal





SEPTEMBER 2012

# Sketchy Vegan Cooking Visual Recipe Cards


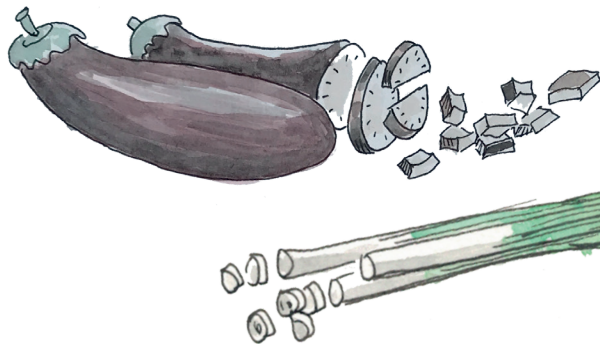
*Illustrated vegan recipe ideas that are easy-to-follow, healthy, and delicious!*

- Illustrated recipe cards for uncomplicated vegan cooking using simple ingredients
- Presented in a unique box that acts as an easel for the cards - making it easy to view while cooking!
- Almost wordless, at-a-glance instructions that are perfect for visual learners and creative cooks




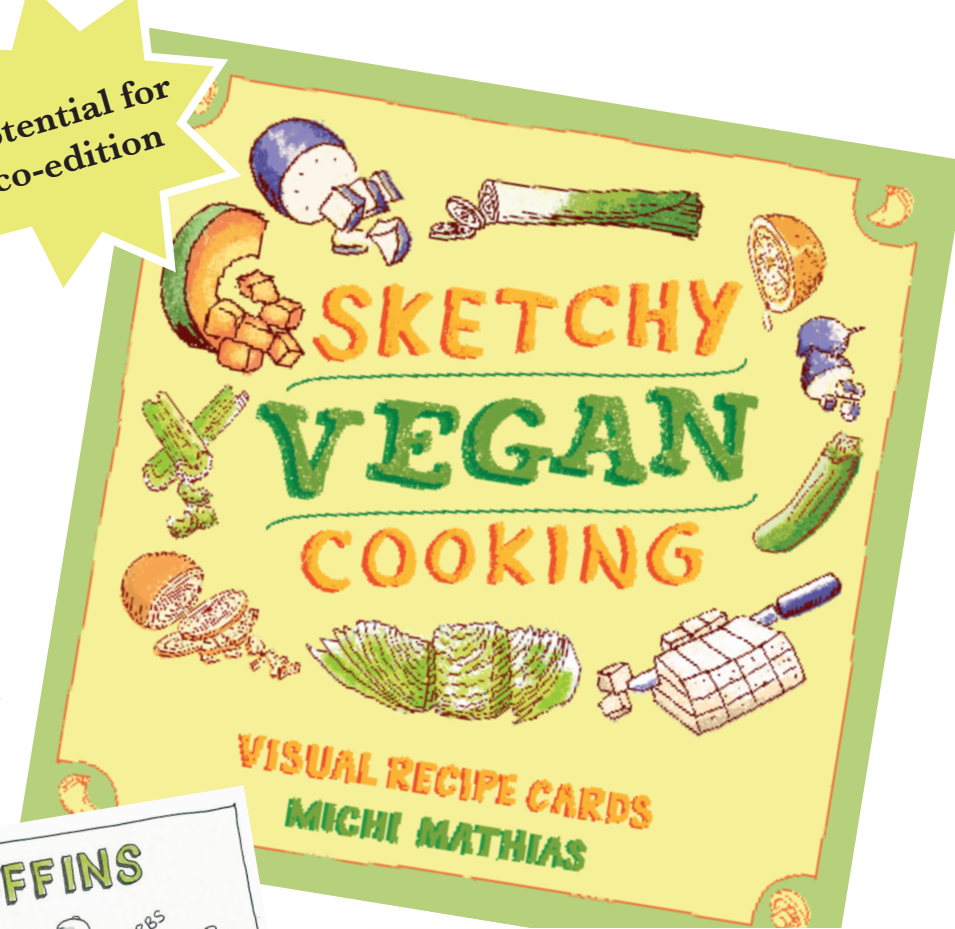
50+ recipe cards in custom box

\$24.95 / \$37.50 / £21.99 (TBC)

14 x 14cm



Potential for  
co-edition





SEPTEMBER 2021

# The Luna Sol Tarot Coloring Book

*An interactive coloring & activity  
experience for tarot lovers*

- Sol Tarot
- Exclusive deep insights into the cards, not revealed in the guidebooks
- 



\$16.95 / \$25.50 /  
£12.99  
Flexibound 25  
x 21cm 168  
pages



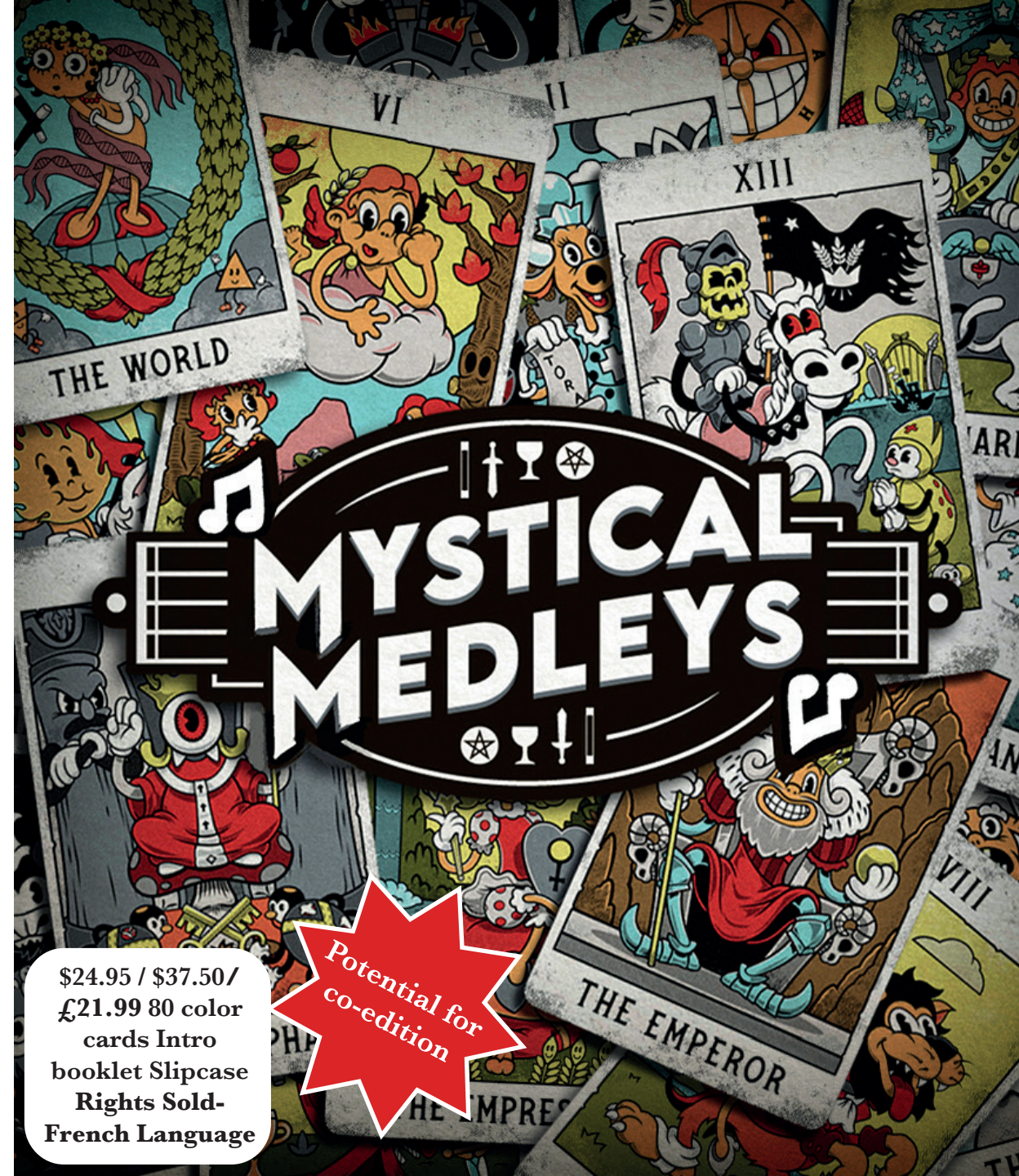


SEPTEMBER 2021

## Mystical Medleys: A Vintage Cartoon Tarot

*A tarot deck inspired by the iconic vintage cartoons of the early twentieth century.*


- A deck that doesn't take itself too seriously, bringing playfulness to the tarot tradition
- Inspired by vintage cartoon art and the cult video game *Cuphead*
- Ideal for tarot collectors, animation and cinema



\$24.95 / \$37.50 /  
£21.99 80 color  
cards Intro  
booklet Slipcase  
Rights Sold-  
French Language

Potential for  
co-edition







OCTOBER 2021

# The Seed and the Sickle Oracle Deck





*An oracle deck centred on the cycle of sowing and harvest, exploring themes of productivity and rest.*

- Beautiful modern style combined with classical themes gives broad and contemporary appeal
- 
- From the creator of illustrated folklore books *Folk Magic and Healing* and *Botanical Curses and Poisons*
- Huge resurgence in oracle cards alongside the tarot: Botanica oracle raised \$739k on Kickstarter!



\$24.95 / \$37.50 /  
£21.99 55 color  
cards Intro  
booklet Slipcase  
Rights Sold-  
French Language







NOVEMBER 2021

# The Oracle Creator

## The Modern Guide to Creating a Tarot or Oracle Deck

*From one of the UK's best-known tarot personalities comes a guide for creating your own tarot or oracle deck.*

- Indie tarot and oracle decks are taking the world by storm! This book helps creators make their decks a reality.
- Features interviews with tarot creators, publishers, and other industry names, publishing a deck
- Steven Bright writes for *Watkins Mind Body & Spirit*, *The Cartomancer*, and *Take a Break Fate & Fortune*, and is the co-founder of *The Esotoracle Magazine*.



\$16.95 / \$25.50 /  
£12.99  
Hardback 224  
pages 21 x  
14.8cm



## Contents of *The Oracle Creator*

- 43 chapters discussing the history of oracle decks, how to plan your own deck, how to bring your vision to life, and how to publish, print, and promote your deck
- Insights into the professional tarot industry and what to expect from publishers and printers
- 13 interviews with industry professionals and successful oracle artists, discussing their own journeys and experiences
- Full-color printing with stunning bespoke photography from Steven Bright himself
- Full of tips, hints, and tricks - from cover-to-cover everything aspiring artists and oracle-lovers will need for their own journey!